



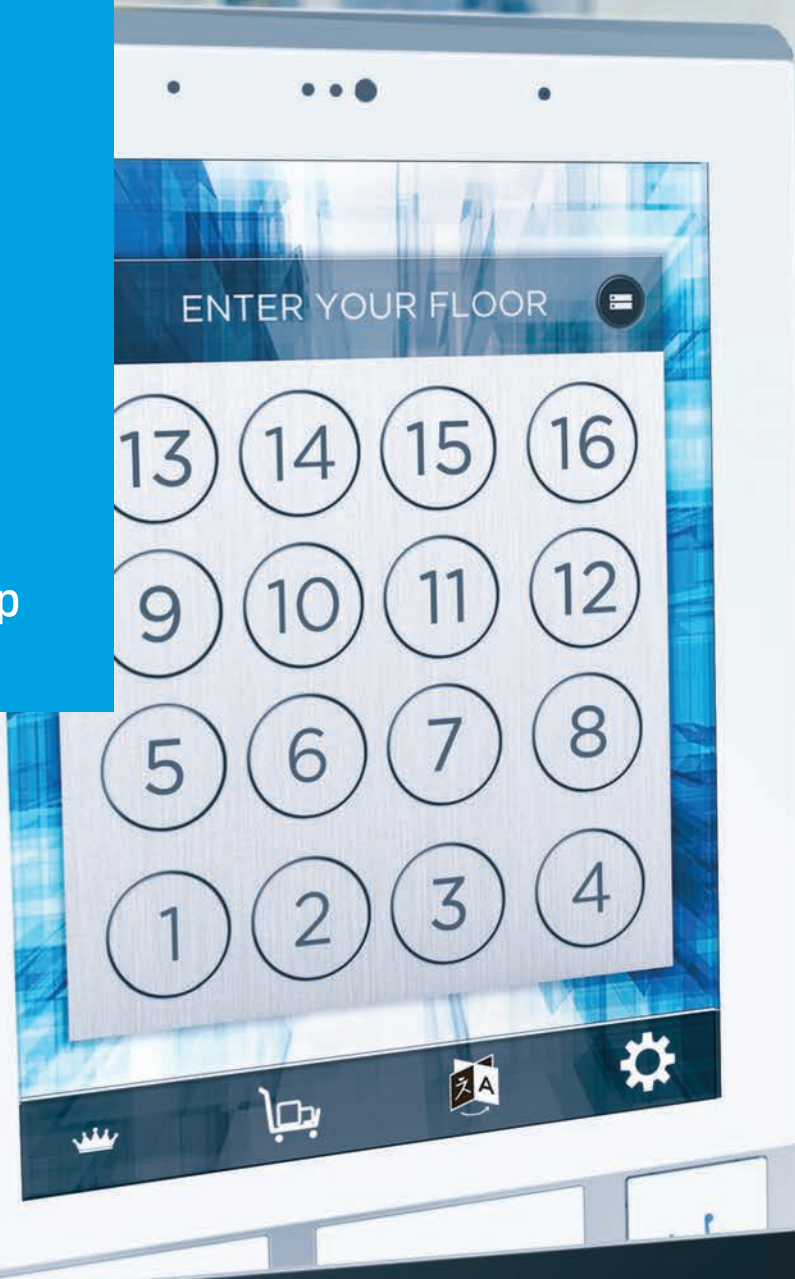
Elevator Technology

# AGILE

Design Center



thyssenkrupp



# AGILE – Design Center

## Customize and enhance your tenant experience.

AGILE – Design Center is an application that allows you to customize touchscreens that direct elevator passengers to their destination. Clear, concise graphics make the kiosk easy to use for your passengers.

You can use this intuitive application anywhere, at any time, on a PC or tablet using a compatible web browser. Design custom screens on one kiosk at a time, selected kiosks, or even all kiosks simultaneously.

Discover the advantages that AGILE – Design Center has to offer, including:

- Easily customizable touchscreens that enable you to create a consistent look for groups or a distinctive, individualized design
- Existing templates available for button layouts
- Pre-loaded backgrounds and colors — or upload your own
- Energy-saving adjustments like display brightness and sleep mode time-out setting
- Ability to upload images and messages to create a completely personalized look
- Customizable call allocation screen can display an easy-to-understand layout of the elevator lobby



# Main theme customization.

Make a strong first impression with a customized main theme for your kiosk. Current tenants, visitors and prospective tenants will appreciate the attractive, easy-to-use kiosk experience.

## Layout area

Select a theme layout (with or without message area) that includes a space for a company logo, as well as a changeable message that varies in text color, size, language and alignment.

## Button design and style

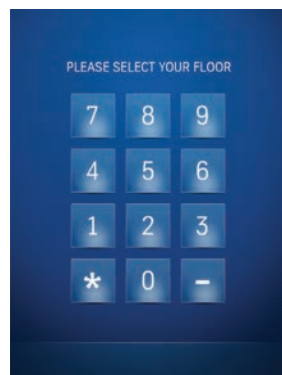
Select a button shape: round, square or rounded-edge square. Choose from various types of button outlines or styles.

## Button size and labels

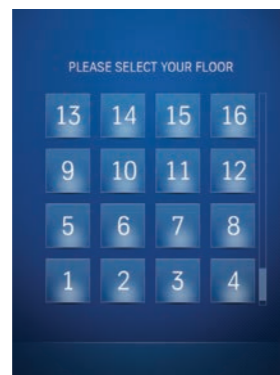
Select your button size: small, medium or large. You can add a logo to the large button for higher-visibility tenants. Customize the button label on the medium and large button designs to represent amenities or designation for a specific floor.

## Button call style

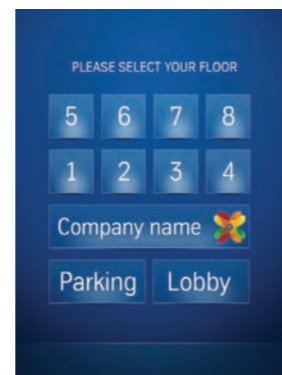
Provide your passengers with a simple, user-friendly kiosk experience. Choose from three standard button call styles: 10-key standard, scrolling list or customized arrangement.



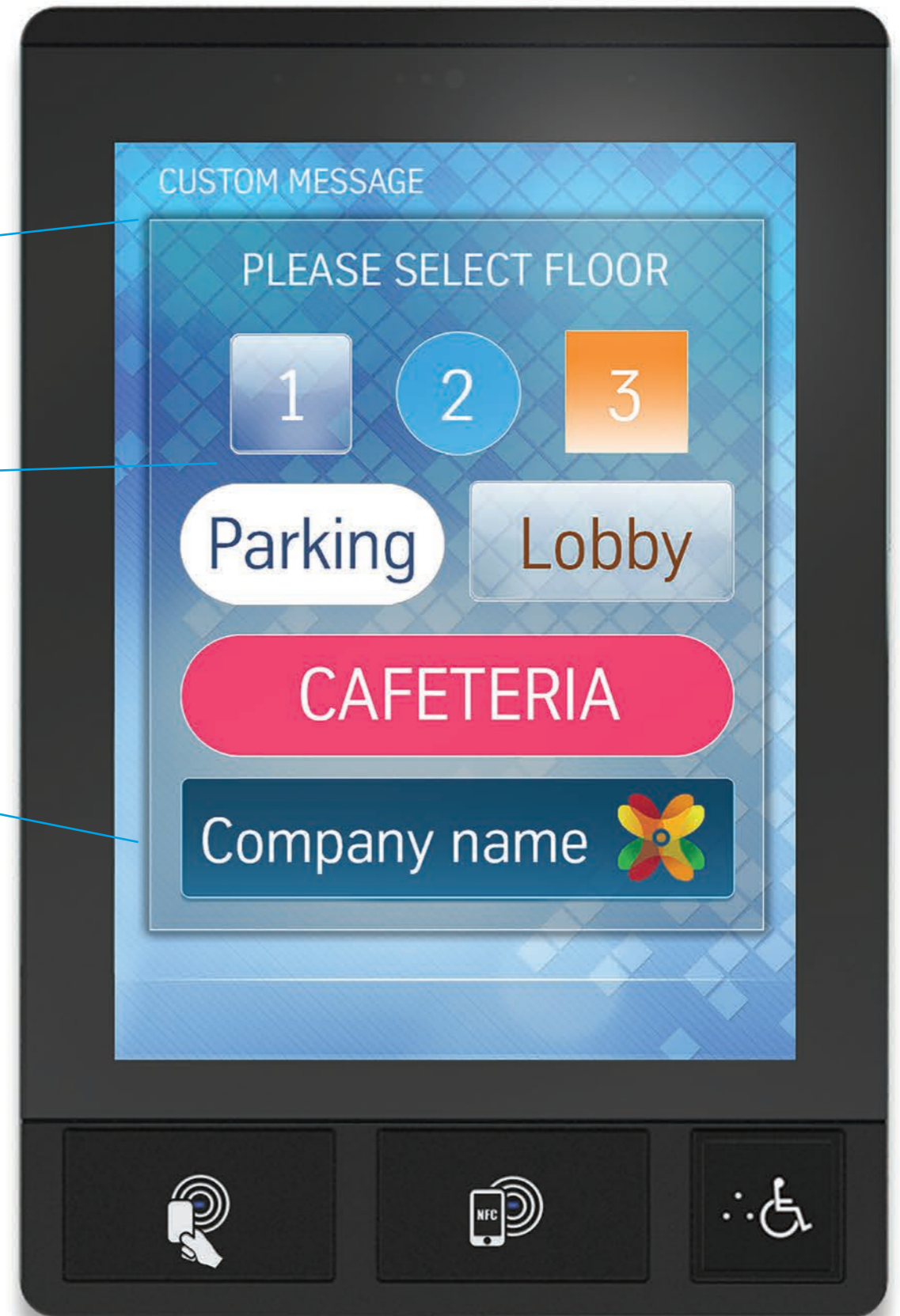
**10-key standard**  
Select from a standard keypad arrangement.



**Scrolling list**  
Select a scrolling call list.



**Customized arrangement**  
Choose between numbers or words to label buttons. Select button width and visibility. You can also insert a company logo for brand identity.



# Create a visually appealing look for your customer.

With a wide variety of design options to choose from, you can create a unique look that reflects your building and tenants. Plus, you can modify all of these features in the AGILE – Design Center application.

## Dock configuration

Select and arrange your icons that appear in the dock area based on the options available on your elevator system.

- Help
- Language
- VIP
- Service
- "Code blue" or other icons

## Background

- Choose from a wide variety of pre-loaded backgrounds or solid colors
- Upload your own background image

## Settings

- Auto brightness
- Brightness
- Volume
- Proximity sensor enabled or disabled
- Standby enabled or disabled
- Standby timeout
- Map timeout

## Call allocation

Select display options for the call allocation screen, which tells each passenger which elevator to use.

- Choose from a simple elevator identification letter
- Select a floor mapping design that shows the elevator in a three-dimensional layout in your lobby or hall



# Elevator Technology

thyssenkrupp Elevator Corporation  
2591 Dallas Parkway, Suite 600  
Frisco, TX 75034  
P: +1 844 427 5461  
www.thyssenkruppelevator.com



engineering.tomorrow.together.

All illustrations and specifications are based on information in effect at time of publication approval.  
thyssenkrupp Elevator reserves the right to change specifications or design and to discontinue items without prior notice or obligation.  
© 2017 thyssenkrupp Elevator Corporation. CA License #C11-651371 | 4337 | AGILE – Design Center brochure